

THE  
**adlog**<sup>TM</sup>

**AIRCRAFT  
MAINTENANCE  
RECORDKEEPING  
SYSTEM**

**AirMart**.com  
AIRCRAFT SALES & BROKERAGE

**AVIONICS  
MAINTENANCE  
RECORDS**

# AVIONICS MAINTENANCE RECORDS

(including transponder biennial checks)

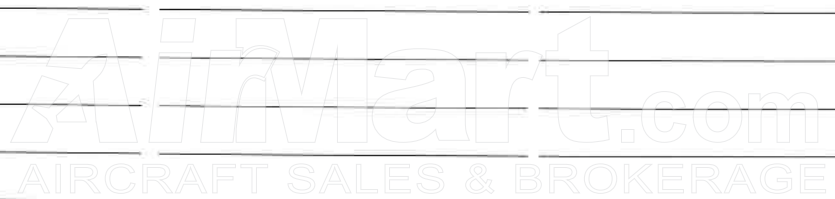
Log No. 2

Aircraft Registration No. N372LP  
 Aircraft Manufacturer Cirrus  
 Model SR20  
 Serial No. 1074

## EQUIPMENT LISTING

List all installed avionics, autopilot and flight director equipment.


Mfg.	Model	Serial No.
1.		
2.		
3.		
4.		
5.		
6.		
7.		
8.		
9.		
10.		
11.		
12.		
13.		
14.		
15.		
16.		
17.		
18.		
19.		
20.		

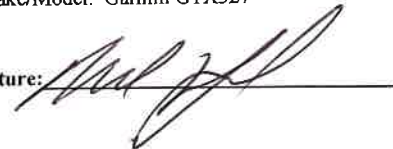


**AEROTECH PUBLICATIONS INC.**

www.adlog.com  
 PO BOX 1359 / SOUTHOLD, NY 11971-0965  
 (631) 765-9375  
 1-800-235-6444  
 FAX: (631) 765-9359



DATE	AIRFRAME TIME IN SERVICE	AVIONICS TIME IN SERVICE	DESCRIPTION OF WORK PERFORMED— SIGNATURE & CERTIFICATE NO. OF PERSON PERFORMING WORK
<div style="border: 1px solid black; padding: 5px;"> <b>LANCASTER AVIONICS, INC.</b> 500-U AIRPORT ROAD LITITZ, PA 17543 LN7R261N            LOG ID# 675 22-March-2006 WO# 11337            N372LF S/N 1074 CIRRUS DESIGN CORP. SR22 <span style="float: right;">Pg 2 / 2</span> </div> <p>SUPPLIED HARNESS FOR FLIGHT DIRECTOR OPTION. PERFORMED ALL CALIBRATIONS PER SB2X-22-03 FOR RETURN TO SERVICE. OPS CHECKED GOOD.</p> <p>**** ITEM # 11337-3 REPAIR ENGINE SENSOR UNIT ****            DISCREPANCY: REPORTED: ENGINE SENSOR UNIT NOT COMMUNICATING.            ACTION: COULD NOT DUPLICATE.</p> <p>**** ITEM # 11337-4 REPAIR AUTOPILOT ****            DISCREPANCY: REPORTED: ALTITUDE HOLD INTERMITTENT.            ACTION: COULD NOT DUPLICATE.</p> <p><i>[Signature]</i> 3/22/06            CRS# LN7R261N Date</p>			
<div style="border: 1px solid black; padding: 5px;"> <b>LANCASTER AVIONICS, INC.</b> 500-U AIRPORT ROAD LITITZ, PA 17543 LN7R261N            LOG ID# 675 22-March-2006 WO# 11337            N372LF S/N 1074 CIRRUS DESIGN CORP. SR22 <span style="float: right;">Pg 1 / 2</span> </div> <p>**** ITEM # 11337-1 INSTALL AVIONICS PER QUOTE ****            DISCREPANCY: REPORTED: INSTALL AVIONICS PER QUOTE.            ACTION: The following equipment was removed: Comant CI-109 Com Antenna &amp; Cirrus Cooling Fan. The following equipment was installed: Cirrus XM Satellite Datalink System Kit #70118-001, Garmin GI-106A Nav CDI, Lone Star Cyclone 600 Avionics Cooling Fan. Installed Cirrus XM weather Datalink System Kit #70089-001 IAW Cirrus Design Corporation Service Bulletin #SB 2X-34-06 utilizing manufacturer's supplied hardware, brackets, components, wiring, and cabling. All other work was accomplished IAW AC43.13-18/-2A Chapter 2 and GI106A/GNS430/Cyclone 600 installation manuals utilizing manufacturer's supplied hardware. INSTALLED GARMIN GI-106A CDI IN PILOT'S PANEL INTERFACED TO #2 GARMIN GNS430 FOR PRESENTATION OF VOR/LOC/GS ONLY DATA AND IS NOT COUPLED TO THE AUTOPILOT. INFORMATION DISPLAYED IS REDUNDANT AND INDEPENDENT TO THAT WHICH IS DISPLAYED ON THE AVIADYNE PFD FOR (#2 VOR/LOC/GS ONLY). THIS INSTALLATION IS APPROVED FOR PRIMARY IFR/VFR #2 VOR/LOC/GS OPERATIONS HOWEVER THIS INSTALLATION IN NO WAY SUPERCEDES THE ORIGINAL AIRCRAFT FLIGHT MANUAL PROCEDURES FOR A PFD FAILURE. All wiring/cabling used for installation purposes meets or exceeds the following specifications: (M17/29, and/or M17/60) - coax; (M22759, M27500, and/or M81044) - wire. All circuit breakers used for installation purposes were of the Klixon, potter/Brumfield, and/or Mechanical Products variety. All of the above installed equipment was functionally tested and was found to perform its intended function with no adverse effects on other aircraft systems. Weight and Balance change recalculated. Equipment list revised.</p> <p>**** ITEM # 11337-2 C/W MFD/PFD RELEASE-6 UPGRADE ****            DISCREPANCY: REPORTED: C/W MFD/PFD RELEASE-6 UPGRADE W/ FLIGHT DIRECTOR.            ACTION: PERFORMED CIRRUS SERVICE BULLETIN #SB2X-22-03 INCLUDING UPGRADING EX5000 MFD S/N 20017334 SOFTWARE, SENDING PFD S/N 22935334 TO AVIADYNE FOR FLIGHT DIRECTOR UPGRADE, AND INSTALLING CIRRUS</p> <p>7/25/06  <i>Updated EX5000 MFD to 20017334 MFD to 6.1 ver software. ops check ok. Details on file w.o. 1017 this date.</i>  <i>LANCASTER AVIONICS # LN7R261N [Signature]</i></p>			



DATE	AIRFRAME TIME IN SERVICE	AVIONICS TIME IN SERVICE	DESCRIPTION OF WORK PERFORMED— SIGNATURE & CERTIFICATE NO. OF PERSON PERFORMING WORK																																																																																																																																																																																																																																																																						
7-9-07			<p style="text-align: center;"><i>CIRRUS N372LF</i></p> <p><b>LANCASTER AVIONICS INC. CRS # LN7R261N</b> <b>LANCASTER AVIONICS INC. CRS # LN7R261N</b></p> <p>I CERTIFY THAT THE ALTIMETER, ENCODER AND STATIC SYSTEM TESTS REQUIRED BY FAR 91.411 HAVE BEEN PERFORMED IAW FAR 43 APPENDIX E</p> <table border="1"> <tr> <td>UNIT</td> <td>TYPE</td> <td>TESTED TO</td> </tr> <tr> <td>#1 ALTIMETER</td> <td>PFD</td> <td>20K</td> </tr> <tr> <td>#2 ALTIMETER</td> <td>Unitel</td> <td>20K</td> </tr> <tr> <td>ENCODER(S)</td> <td>ACK</td> <td>20K</td> </tr> <tr> <td>STATIC SYSTEM TEST DATE</td> <td colspan="2">7-9-07</td> </tr> <tr> <td>SIGNATURE</td> <td colspan="2">DATE 7-9-07</td> </tr> </table> <p>I CERTIFY THAT THE TRANSPONDER(S) TEST REQUIRED BY FAR 91.413 HAS BEEN PERFORMED IAW FAR 43 APPENDIX F</p> <table border="1"> <tr> <td>UNIT</td> <td>TYPE</td> </tr> <tr> <td>#1 TRANSP.</td> <td>GARMIN 674527</td> </tr> <tr> <td>#2 TRANSP.</td> <td>[Signature]</td> </tr> <tr> <td>SIGNATURE</td> <td>DATE 7-9-07</td> </tr> </table>	UNIT	TYPE	TESTED TO	#1 ALTIMETER	PFD	20K	#2 ALTIMETER	Unitel	20K	ENCODER(S)	ACK	20K	STATIC SYSTEM TEST DATE	7-9-07		SIGNATURE	DATE 7-9-07		UNIT	TYPE	#1 TRANSP.	GARMIN 674527	#2 TRANSP.	[Signature]	SIGNATURE	DATE 7-9-07																																																																																																																																																																																																																																												
UNIT	TYPE	TESTED TO																																																																																																																																																																																																																																																																							
#1 ALTIMETER	PFD	20K																																																																																																																																																																																																																																																																							
#2 ALTIMETER	Unitel	20K																																																																																																																																																																																																																																																																							
ENCODER(S)	ACK	20K																																																																																																																																																																																																																																																																							
STATIC SYSTEM TEST DATE	7-9-07																																																																																																																																																																																																																																																																								
SIGNATURE	DATE 7-9-07																																																																																																																																																																																																																																																																								
UNIT	TYPE																																																																																																																																																																																																																																																																								
#1 TRANSP.	GARMIN 674527																																																																																																																																																																																																																																																																								
#2 TRANSP.	[Signature]																																																																																																																																																																																																																																																																								
SIGNATURE	DATE 7-9-07																																																																																																																																																																																																																																																																								
 <b>LANCASTER AVIONICS, INC.</b> LANCASTER AIRPORT 500-U AIRPORT ROAD LITITZ, PA 17543																																																																																																																																																																																																																																																																									
<b>ALTIMETER &amp; STATIC SYSTEM EVALUATION PER FAR 91.411 - FAR 43, APPENDIX 'E'</b> CUSTOMER: <i>Advanced Aircraft Services A/C TYPE CIRRUS</i> <span style="float: right;">N#: 372LF</span>																																																																																																																																																																																																																																																																									
<table border="1"> <thead> <tr> <th>Altimeter</th> <th>PILOT</th> <th>CO-PILOT</th> <th>ENCODER</th> <th>TEST ALT.</th> <th>UP/DOWN</th> <th>PILOT</th> <th>TOL.</th> <th>C.PILOT</th> <th>UP/DOWN</th> </tr> </thead> <tbody> <tr> <td>Migr. Aviadyn</td> <td>Unitel</td> <td>ACK</td> <td></td> <td>TEST CEILING</td> <td>20K</td> <td></td> <td></td> <td></td> <td></td> </tr> <tr> <td>P/N EX5000</td> <td>12731001</td> <td>A-30</td> <td></td> <td>SYSTEM LEAK</td> <td>1K</td> <td></td> <td></td> <td></td> <td></td> </tr> <tr> <td>S/N 22938334</td> <td>44033</td> <td>91009</td> <td></td> <td>SYSTEM LEAK</td> <td></td> <td>15/15</td> <td></td> <td></td> <td></td> </tr> <tr> <td></td> <td></td> <td></td> <td></td> <td>50%</td> <td>9990</td> <td>1000</td> <td>0</td> <td>11-75</td> <td>15</td> </tr> <tr> <td></td> <td></td> <td></td> <td></td> <td>40%</td> <td>8015</td> <td>1000</td> <td>20</td> <td>11-75</td> <td>40</td> </tr> <tr> <td></td> <td></td> <td></td> <td></td> <td>AFTER EFFECT</td> <td>370</td> <td>515</td> <td>5</td> <td>11-30</td> <td>20</td> </tr> </tbody> </table> <table border="1"> <thead> <tr> <th>ERROR</th> <th>PILOT</th> <th>C.PILOT</th> <th>TOL.</th> <th>ENC 125'</th> <th>FRICITION</th> <th>PFD</th> <th>BY</th> </tr> </thead> <tbody> <tr> <td>-1000</td> <td>-990</td> <td>-1010</td> <td>20</td> <td>MA -920</td> <td>1000</td> <td>70</td> <td>C 25</td> </tr> <tr> <td>zero</td> <td>0</td> <td>+10</td> <td>20</td> <td>-20 +75</td> <td>2000</td> <td>70</td> <td>C 30</td> </tr> <tr> <td>500</td> <td>495</td> <td>505</td> <td>20</td> <td>450 555</td> <td>3000</td> <td>70</td> <td>C 30</td> </tr> <tr> <td>1000</td> <td>990</td> <td>1000</td> <td>20</td> <td>950 1060</td> <td>5000</td> <td>70</td> <td>C 35</td> </tr> <tr> <td>1500</td> <td>1505</td> <td>1510</td> <td>25</td> <td>1455 1550</td> <td>10000</td> <td>80</td> <td>C 36</td> </tr> <tr> <td>2000</td> <td>1990</td> <td>2000</td> <td>30</td> <td>1955 2060</td> <td>15000</td> <td>90</td> <td>C 40</td> </tr> <tr> <td>3000</td> <td>2995</td> <td>3005</td> <td>30</td> <td>2950 3060</td> <td>20000</td> <td>100</td> <td>C 100</td> </tr> <tr> <td>4000</td> <td>3990</td> <td>4000</td> <td>35</td> <td>3960 4065</td> <td>25000</td> <td>120</td> <td></td> </tr> <tr> <td>6000</td> <td>5990</td> <td>6000</td> <td>40</td> <td>5960 6060</td> <td>30000</td> <td>140</td> <td></td> </tr> <tr> <td>8000</td> <td>7990</td> <td>8000</td> <td>60</td> <td>7965 8065</td> <td>35000</td> <td>160</td> <td></td> </tr> <tr> <td>10000</td> <td>9990</td> <td>10000</td> <td>80</td> <td>9975 10075</td> <td>40000</td> <td>180</td> <td></td> </tr> <tr> <td>12000</td> <td>11990</td> <td>12000</td> <td>90</td> <td>11970 12070</td> <td>50000</td> <td>250</td> <td></td> </tr> <tr> <td>14000</td> <td>13990</td> <td>14000</td> <td>100</td> <td>13985 14085</td> <td></td> <td></td> <td></td> </tr> <tr> <td>16000</td> <td>15990</td> <td>16000</td> <td>110</td> <td>15995 16095</td> <td></td> <td></td> <td></td> </tr> <tr> <td>18000</td> <td>17990</td> <td>18000</td> <td>120</td> <td>17995 18095</td> <td></td> <td></td> <td></td> </tr> <tr> <td>20000</td> <td>19990</td> <td>20000</td> <td>130</td> <td>19995 20095</td> <td></td> <td></td> <td></td> </tr> <tr> <td>22000</td> <td></td> <td></td> <td>140</td> <td></td> <td></td> <td></td> <td></td> </tr> <tr> <td>25000</td> <td></td> <td></td> <td>155</td> <td></td> <td></td> <td></td> <td></td> </tr> <tr> <td>30000</td> <td></td> <td></td> <td>180</td> <td></td> <td></td> <td></td> <td></td> </tr> <tr> <td>35000</td> <td></td> <td></td> <td>205</td> <td></td> <td></td> <td></td> <td></td> </tr> <tr> <td>40000</td> <td></td> <td></td> <td>230</td> <td></td> <td></td> <td></td> <td></td> </tr> <tr> <td>45000</td> <td></td> <td></td> <td>255</td> <td></td> <td></td> <td></td> <td></td> </tr> <tr> <td>50000</td> <td></td> <td></td> <td>280</td> <td></td> <td></td> <td></td> <td></td> </tr> </tbody> </table> <p>PILOT'S ALTIMETER - Pass <input checked="" type="checkbox"/> Fail <input type="checkbox"/>            CO-PILOT'S ALTIMETER - Pass <input checked="" type="checkbox"/> Fail <input type="checkbox"/>            ENCODER - Pass <input checked="" type="checkbox"/> Fail <input type="checkbox"/></p> <p>TECHNICIAN <i>[Signature]</i>            DATE: 7-9-07</p> <p style="text-align: right;">CRS# LN7R261N</p>				Altimeter	PILOT	CO-PILOT	ENCODER	TEST ALT.	UP/DOWN	PILOT	TOL.	C.PILOT	UP/DOWN	Migr. Aviadyn	Unitel	ACK		TEST CEILING	20K					P/N EX5000	12731001	A-30		SYSTEM LEAK	1K					S/N 22938334	44033	91009		SYSTEM LEAK		15/15								50%	9990	1000	0	11-75	15					40%	8015	1000	20	11-75	40					AFTER EFFECT	370	515	5	11-30	20	ERROR	PILOT	C.PILOT	TOL.	ENC 125'	FRICITION	PFD	BY	-1000	-990	-1010	20	MA -920	1000	70	C 25	zero	0	+10	20	-20 +75	2000	70	C 30	500	495	505	20	450 555	3000	70	C 30	1000	990	1000	20	950 1060	5000	70	C 35	1500	1505	1510	25	1455 1550	10000	80	C 36	2000	1990	2000	30	1955 2060	15000	90	C 40	3000	2995	3005	30	2950 3060	20000	100	C 100	4000	3990	4000	35	3960 4065	25000	120		6000	5990	6000	40	5960 6060	30000	140		8000	7990	8000	60	7965 8065	35000	160		10000	9990	10000	80	9975 10075	40000	180		12000	11990	12000	90	11970 12070	50000	250		14000	13990	14000	100	13985 14085				16000	15990	16000	110	15995 16095				18000	17990	18000	120	17995 18095				20000	19990	20000	130	19995 20095				22000			140					25000			155					30000			180					35000			205					40000			230					45000			255					50000			280				
Altimeter	PILOT	CO-PILOT	ENCODER	TEST ALT.	UP/DOWN	PILOT	TOL.	C.PILOT	UP/DOWN																																																																																																																																																																																																																																																																
Migr. Aviadyn	Unitel	ACK		TEST CEILING	20K																																																																																																																																																																																																																																																																				
P/N EX5000	12731001	A-30		SYSTEM LEAK	1K																																																																																																																																																																																																																																																																				
S/N 22938334	44033	91009		SYSTEM LEAK		15/15																																																																																																																																																																																																																																																																			
				50%	9990	1000	0	11-75	15																																																																																																																																																																																																																																																																
				40%	8015	1000	20	11-75	40																																																																																																																																																																																																																																																																
				AFTER EFFECT	370	515	5	11-30	20																																																																																																																																																																																																																																																																
ERROR	PILOT	C.PILOT	TOL.	ENC 125'	FRICITION	PFD	BY																																																																																																																																																																																																																																																																		
-1000	-990	-1010	20	MA -920	1000	70	C 25																																																																																																																																																																																																																																																																		
zero	0	+10	20	-20 +75	2000	70	C 30																																																																																																																																																																																																																																																																		
500	495	505	20	450 555	3000	70	C 30																																																																																																																																																																																																																																																																		
1000	990	1000	20	950 1060	5000	70	C 35																																																																																																																																																																																																																																																																		
1500	1505	1510	25	1455 1550	10000	80	C 36																																																																																																																																																																																																																																																																		
2000	1990	2000	30	1955 2060	15000	90	C 40																																																																																																																																																																																																																																																																		
3000	2995	3005	30	2950 3060	20000	100	C 100																																																																																																																																																																																																																																																																		
4000	3990	4000	35	3960 4065	25000	120																																																																																																																																																																																																																																																																			
6000	5990	6000	40	5960 6060	30000	140																																																																																																																																																																																																																																																																			
8000	7990	8000	60	7965 8065	35000	160																																																																																																																																																																																																																																																																			
10000	9990	10000	80	9975 10075	40000	180																																																																																																																																																																																																																																																																			
12000	11990	12000	90	11970 12070	50000	250																																																																																																																																																																																																																																																																			
14000	13990	14000	100	13985 14085																																																																																																																																																																																																																																																																					
16000	15990	16000	110	15995 16095																																																																																																																																																																																																																																																																					
18000	17990	18000	120	17995 18095																																																																																																																																																																																																																																																																					
20000	19990	20000	130	19995 20095																																																																																																																																																																																																																																																																					
22000			140																																																																																																																																																																																																																																																																						
25000			155																																																																																																																																																																																																																																																																						
30000			180																																																																																																																																																																																																																																																																						
35000			205																																																																																																																																																																																																																																																																						
40000			230																																																																																																																																																																																																																																																																						
45000			255																																																																																																																																																																																																																																																																						
50000			280																																																																																																																																																																																																																																																																						



DATE	AIRFRAME TIME IN SERVICE	AVIONICS TIME IN SERVICE	DESCRIPTION OF WORK PERFORMED— SIGNATURE & CERTIFICATE NO. OF PERSON PERFORMING WORK																																																																																																																		
<b>C&amp;W Aero Services, Inc. CRS# HX1R208K</b> 19 Wright Way, Suite #3, Fairfield, NJ 07004 (973) 227-5750																																																																																																																					
WO# 23556	Hobbs: 855.2	Aircraft TT:																																																																																																																			
Reg #: N372LF	Ser #: 1074	Manuf: Cirrus	Model: SR22																																																																																																																		
<p>The ATC Transponder tests and inspection required by FAR 91.413 were performed this date and found to comply with FAR 43, Appendix F. The Pitot/Static System has been inspected in accordance with FAR 91.411 and found to be AIRWORTHY. Details of these inspections are on file at this Repair Station.</p> <p>Transponder #1 Make/Model: Garmin GTX327 SN: 83717649</p> <p>Authorized Signature:  Date: 7/28/2009</p>																																																																																																																					
<p>C&amp;W Aero services Inc. 19 Wright Way, Suite 3 Fairfield, NJ 07004 FAA Repair Station HX1R208K</p> <table border="1"> <thead> <tr> <th>Master Reads</th> <th>Encoder</th> <th>Altimeter</th> </tr> </thead> <tbody> <tr><td>1000</td><td></td><td>-1000</td></tr> <tr><td>0</td><td></td><td>0</td></tr> <tr><td>500</td><td></td><td>510</td></tr> <tr><td>000</td><td></td><td>1010</td></tr> <tr><td>500</td><td></td><td>1510</td></tr> <tr><td>000</td><td></td><td>2010</td></tr> <tr><td>000</td><td></td><td>3010</td></tr> <tr><td>000</td><td></td><td>4020</td></tr> <tr><td>000</td><td></td><td>6030</td></tr> <tr><td>000</td><td></td><td>8020</td></tr> <tr><td>000</td><td></td><td>10020</td></tr> <tr><td>000</td><td></td><td>12020</td></tr> <tr><td>000</td><td></td><td>14020</td></tr> <tr><td>000</td><td></td><td>16020</td></tr> <tr><td>000</td><td></td><td>18020</td></tr> <tr><td>000</td><td></td><td>20020</td></tr> </tbody> </table> <p>Altimeter Make: <u>Av. dyne Corp</u> Model: <u>EXP5000</u> S/N: <u>22935334</u> Tested By: <u>Charles Reiche</u> Date: <u>7-27-09</u> Work Order No. <u>23445</u> Form No. CWF-013</p>		Master Reads	Encoder	Altimeter	1000		-1000	0		0	500		510	000		1010	500		1510	000		2010	000		3010	000		4020	000		6030	000		8020	000		10020	000		12020	000		14020	000		16020	000		18020	000		20020	<p>C&amp;W Aero services Inc. 19 Wright Way, Suite 3 Fairfield, NJ 07004 FAA Repair Station HX1R208K</p> <table border="1"> <thead> <tr> <th>Master Reads</th> <th>Encoder</th> <th>Altimeter</th> </tr> </thead> <tbody> <tr><td>-1000</td><td></td><td>-1,000</td></tr> <tr><td>0</td><td></td><td>0</td></tr> <tr><td>500</td><td></td><td>500</td></tr> <tr><td>1000</td><td></td><td>1,000</td></tr> <tr><td>1500</td><td></td><td>1,500</td></tr> <tr><td>2000</td><td></td><td>2,000</td></tr> <tr><td>3000</td><td></td><td>3,000</td></tr> <tr><td>4000</td><td></td><td>4,000</td></tr> <tr><td>6000</td><td></td><td>6,000</td></tr> <tr><td>8000</td><td></td><td>8,000</td></tr> <tr><td>10000</td><td></td><td>9,990</td></tr> <tr><td>12000</td><td></td><td>11,990</td></tr> <tr><td>14000</td><td></td><td>13,990</td></tr> <tr><td>16000</td><td></td><td>16,020</td></tr> <tr><td>18000</td><td></td><td>18,050</td></tr> <tr><td>20000</td><td></td><td>20,090</td></tr> <tr><td>22000</td><td></td><td></td></tr> <tr><td>25000</td><td></td><td></td></tr> <tr><td>30000</td><td></td><td></td></tr> <tr><td>35000</td><td></td><td></td></tr> </tbody> </table> <p>Altimeter Make: <u>UNITED INSTRUMENT</u> Altimeter Model: <u>5534D-3</u> Altimeter S/N: <u>440033</u> Tested By: <u>Charles Reiche</u> Date: <u>7-27-09</u> Work Order No. <u>23444</u> Form No. CWF-013</p>		Master Reads	Encoder	Altimeter	-1000		-1,000	0		0	500		500	1000		1,000	1500		1,500	2000		2,000	3000		3,000	4000		4,000	6000		6,000	8000		8,000	10000		9,990	12000		11,990	14000		13,990	16000		16,020	18000		18,050	20000		20,090	22000			25000			30000			35000		
Master Reads	Encoder	Altimeter																																																																																																																			
1000		-1000																																																																																																																			
0		0																																																																																																																			
500		510																																																																																																																			
000		1010																																																																																																																			
500		1510																																																																																																																			
000		2010																																																																																																																			
000		3010																																																																																																																			
000		4020																																																																																																																			
000		6030																																																																																																																			
000		8020																																																																																																																			
000		10020																																																																																																																			
000		12020																																																																																																																			
000		14020																																																																																																																			
000		16020																																																																																																																			
000		18020																																																																																																																			
000		20020																																																																																																																			
Master Reads	Encoder	Altimeter																																																																																																																			
-1000		-1,000																																																																																																																			
0		0																																																																																																																			
500		500																																																																																																																			
1000		1,000																																																																																																																			
1500		1,500																																																																																																																			
2000		2,000																																																																																																																			
3000		3,000																																																																																																																			
4000		4,000																																																																																																																			
6000		6,000																																																																																																																			
8000		8,000																																																																																																																			
10000		9,990																																																																																																																			
12000		11,990																																																																																																																			
14000		13,990																																																																																																																			
16000		16,020																																																																																																																			
18000		18,050																																																																																																																			
20000		20,090																																																																																																																			
22000																																																																																																																					
25000																																																																																																																					
30000																																																																																																																					
35000																																																																																																																					

C&W Aero Services, Inc. CRS #HX1R208K  
I certify that the following tests were performed on Altimeter Model EXP5000  
S/N 22935334 in accordance with FAR Part 43 Appendix E as outlined  
in Tables I, II, III, and IV. Altimeter tested to 20,000 ft.  
Work Order # 23445 Date 7-27-09  
Performed By: Charles Reiche Form#CWF-014

C&W Aero Services, Inc. CRS #HX1R208K  
I certify that the following tests were performed on Altimeter Model 5534D-3  
S/N 440033 in accordance with FAR Part 43 Appendix E as outlined  
in Tables I, II, III, and IV. Altimeter tested to 20,000 ft.  
Work Order # 23444 Date 7-27-09  
Performed By: Charles Reiche Form#CWF-014

DATE	AIRFRAME TIME IN SERVICE	AVIONICS TIME IN SERVICE	DESCRIPTION OF WORK PERFORMED— SIGNATURE & CERTIFICATE NO. OF PERSON PERFORMING WORK
MODEL: SR22	<b>CORPORATE FLIGHT MANAGEMENT, INC.</b> 693 FITZHUGH BLVD. SMYRNA, TN 37167 (615) 459-8883		DATE: 7/8/2011 Tach: 1109.5 Hobbs: 1109.5
S/N: 1074	<b>Airframe</b>		
REG. No. N372LF	<p><b>Maintenance:</b> -Adjusted altitude encoder to within specifications IAW AMM34-00 <b>I certify that the altimeters:</b> ADC, Mfg. <u>N/A</u> Left, PFD Mfg. <u>Avidyne</u> Right, Mfg. <u>United</u> PN# <u>N/A</u> PN# <u>700-00006-000</u> PN# <u>5934D-3</u> SN# <u>N/A</u> SN# <u>20311384</u> SN# <u>440033</u> have been tested, inspected and found to comply with Appendix E, para. b of FAR 43. The altimeters were tested to a maximum altitude of 20,000 feet.</p> <p><b>I certify that the ATC transponder</b> #1 Mfg. <u>Garmin</u> Model <u>GTX-327</u> PN# <u>011-00490-00</u> SN# <u>83717649</u> has been test, inspected and found to comply with Appendix F of FAR 43. The altitude reporting correspondence checks required have been performed to 20,000 feet. This aircraft meets criteria outlined in FAR, part 43, Appendix E, Para. c.</p> <p>I certify that the static system pilot's/copilot's were tested and inspected and found to comply with Appendix E para. a of FAR 43. This aircraft or component has been inspected and work described above found airworthy for return to service.</p>		
Signed: 			
For: <b>Corporate Flight Management, Inc.</b>			<b>Certified Repair Station</b> <b>FJTR920D</b>
Model: Cirrus SR22	<b>CFM</b> CORPORATE FLIGHT MANAGEMENT		Date: 06-06-11 Tach: 1117.5 Hobbs: 467.9
S/N: 1074	276 Doug Warpoole Road Smyrna, TN 37167 615.534.4600		
Reg. No: N372LF	<b>Airframe</b>		
<b>Maintenance Accomplished:</b>			
Upgrade preexisting #2 Garmin GNS 430 IFR installation to a WAAS IFR compliant installation as per STC SA01933LA-D dated 11/06/2006 which requires the following: Removed: GNS 430 PN 011-00280-10, GA 56 antenna PN 011-00147-00, and Americas Database PN 010-10201-01. Installed: Garmin GNS 430W PN 011-01060-40, Garmin GA 35 antenna PN 013-00235-00, Garmin Database PN 010-10546-01, Garmin Terrain database PN 010-10201-21 as per FAA 337 dated 7-29-11.			
The aircraft identified above was inspected and repaired in accordance with current Federal Aviation Regulations and is approved for return to service only with respect to the work performed. Pertinent details of the work performed are on file at this repair station under Work Order No 20324.			
Signed: 			
For: <b>Corporate Flight Management, Inc.</b>			<b>Certified Repair Station</b> <b>FJTR920D</b> Form CFM 007

DATE	PILOT NAME TIME IN SERVICE	AVIONICS TIME IN SERVICE	DESCRIPTION OF WORK PERFORMED— SIGNATURE & CERTIFICATE NO. OF PERSON PERFORMING WORK
	Model: Cirrus SR22 S/N: 1074 Reg. No: N372LF	 276 Doug Warpoole Road Smyrna, TN 37167 615.534.4600	Date: 9/20/13 TAT: 1,316.8 TAC: 623.1
I certify that the altimeters Stand By Altimeter P/N 5934D-3A.249G S/N 440033 #1 ADC P/N 70006-000 S/N 20311384 have been tested, inspected and found to comply with Appendix E, Para. B of FAR 43. The altimeters were tested to a maximum altitude of 20,000 feet.			
I certify that the ATC transponders #1 Transponder, GTX 327 P/N 011-00490-00 S/N 83717649 have been tested and found to comply with Appendix F of FAR 43. The altitude reporting correspondence checks required have been performed and meet the criteria outlined in FAR, part 43 Appendix E. TXP was Mode A & C only. I certify that the static systems Pilot's were tested and inspected and found to comply with Appendix E of FAR 43.			
The aircraft identified above was inspected and repaired in accordance with current Federal Aviation Regulations and is approved for return to service only with respect to the work performed. Pertinent details of the work performed are on file at this repair station under Work Order No. CIR311.			
Signed:  For: Corporate Flight Management, Inc. Certified Repair Station FJTR920D Form CFM 007			

	Model: Cirrus SR-22 S/N: 1074 Reg. No: 372LF	 276 Doug Warpoole Road Smyrna, TN 37167 615.534.4600	Date: 10/12/2015 Hours: 710.5 Cycles: 1425.70
I certify that the altimeters #1 Avidyne PFD/ADC P/N 700-00006-000 S/N 20311384 United Instruments Standby Altimeter P/N 5934D-3-A.249G S/N 440033 have been tested, inspected and found to comply with Appendix E, para. B of FAR 43. The altimeters were tested to a maximum altitude of 20,000 feet.			
I certify that the ATC transponders Garmin Transponder GTX-327 P/N 011-00490-00 S/N 83717649 have been tested and found to comply with Appendix F of FAR 43. The altitude reporting correspondence checks required have been performed and meet the criteria outlined in FAR, part 43 Appendix E. I certify that the static systems Pilot's and Stand-by were tested and inspected and found to comply with Appendix E of FAR 43.			
The aircraft identified above was inspected and repaired in accordance with current Federal Aviation Regulations and is approved for return to service only with respect to the work performed. Pertinent details of the work performed are on file at this repair station under Work Order No. CIR795.			
Signed:  For: Corporate Flight Management, Inc. Certified Repair Station FJTR920D Form CFM 007			




## AIRCRAFT LOG ENTRY

REG: N327LF DATE: 2/29/2016 W.O: 49AUA  
MAKE: CIRRUS MODEL: SR-22 S/N: 1047  
TT: 1483

Aircraft needed a compass swing after PFD reinstall action. Performed the Magnetometer compass swing. Performed an operational test of the system. All tests passed. All work done I/A/W Avidyne Installation Manual P/N:600-00080-000.

The above described repair or maintenance is approved for return to service. A detailed record is on file under Work Order #49AUA

Signed:   
For Duncan Aviation CRS#DWUR777K Phone:404-696-6525



## AIRCRAFT LOG ENTRY


REG: N327LF DATE: 2/29/2016 W.O: 49AUA  
MAKE: CIRRUS MODEL: SR-22 S/N: 1047  
TT: 1483

Performed an operational test of the AHRS system with no faults found on the ground. Upon consulting with the PFD manufacture, Removed the PFD and replaced with an "Modified" unit. Performed an operational test of the system. All tests passed. All work done I/A/W Avidyne Installation manual P/N:600-00080-000.

Certification of the Pilot Static Pressure System and the Pilot Automatic Pressure Altitude Reporting System.  
1) The Static Pressure System Tests and Inspections and Automatic Pressure Altitude Reporting System required by Title 14 CFR Part 91.411 (a)(2)(3) have been performed and found to comply with Title 14 CFR Part 43, paragraphs (a) and (c) of Appendix E.

PFD P/N 700-00006-000 S/N:20311384 (OFF)  
PFD P/N:700-00006-000 S/N:20591445 (ON)MODIFIED

The above described repair or maintenance is approved for return to service. A detailed record is on file under Work Order #49AUA

Signed:   
DUNCAN QI 2120

